



KONE Destination Signalization

Unlike conventional elevator control systems, which only register the desired travel direction, our system takes into account desired destination floors and the number of waiting passengers to significantly improve efficiency and convenience.

We offer traditional and hybrid systems. With the traditional system elevators are called using destination operating panels in the lobby and there are no operating panels in the elevator car. The hybrid system includes destination operating panels in the lobby and normal operating panels in the elevator cars.

Note:
Nordic Swan Ecolabel
LEED/BREEAM



KSS 800 - An effortless elevator experience

The KSS 800 destination signalization family features a range of finish options, including anti-fingerprint stainless steel, and attractive signalization alternatives.

Car operating panel (COP)



KSC 833

KSC 863

KSC838

KSC 853

Finishes

- Silver (ST4AFP)
- Silver (MP1)
- Copper (MP9AFP)
- Carbon black (CB)

Displays

Scrolling dot matrix


LED color

White

COP buttons

Hidden keypad, standard
Hidden keypad, configurable
Function buttons according to COP type

Jamb-mounted destination indicators (JM DIN)



KSJ 853

KSJ 863

Touchscreen destination operating panel (DOP)



KSP 858
with pedestal

Faceplate finishings:
Glass with black back printing

Finishing
Aluminum deep black anodized
Aluminum light silver anodized

Buttons
Only accessibility button on side,
others on screen
Symbol is tactile silver
NA button white on black

Displays:
Full graphic LCD

User interface types
Keypad
Grid
List

Fixing type
Semi-flush (KSP 888)
Surface mounted (KSP 858)
Pedestal (KSP 858)

Access control
Reservation for ACS reader



KSP 888
Semi-flush mounted



KSP 858
Surface mounted



Destination operating panel (DOP)




KSP 833

DOP Buttons
Round, surface mounted,
black with white marking

Australian version:
stainless steel with black marking

DOP button markings
Normal keypad
Accessibility button
No additional buttons

DOP fixing type
DOP surface mounted



KSP 853 AUS KSP 853

Destination guidance display (DGD)

A display device used with KONE Turnstile 1000 (KT1000) in case of integration with KONE Destination Control System and KONE Access. It activates a direct home-floor call when a person passes through the turnstile.



KSG 857
DGD 3rd party module

Faceplate finishing
KT1000 Top glass with
black back printing

Displays
Full graphic color LCD 7"

Fixing type
Flush mounted to
KT1000 top rail



Elevator identifiers (EID)



KST 850,
Passive



KST 860,
Active



KST 830,
Passive



KST 840,
Active




KST 880,
Passive



KST 890,
Active

Destination indicator at landing (DIN L)



KSO 857

Dedicated to
People Flow™